

Table 2. Description of the products used in the pot trial, their rate of application, and nutrient contents.

Product	Description	Rate (tons/ha)	Total C (%)	Total N (%)	C:N	P (%)	K (%)	Ca (%)	Mg (%)	Si (%)
Lime	Kulu dolomitic lime	10				0.02	0.03	28.50	10.10	4.92
Gypsum	Gypsum	10				0.35	0.03	22.70	0.50	0.78
Calmasil	Calmasil	10				0.02	0.03	26.70	6.16	10.14
Langfos	Langfos	1.6				5.23	0.20	8.48	0.12	14.22
Q dust	Quarry dust (dwyka tillite)	15				0.15	2.12	3.06	2.08	24.47
CL	Chicken litter	10	27.03	3.00	9.01	0.62	2.08	1.52	3.12	
SMS	Spent mushroom compost substrate	10	12.68	1.00	12.68	0.26	1.28	3.11	1.55	
Flyash	Flyash	50	-	0.13	-	0.09	0.36	0.31	1.58	
Filterpress	Filterpress	50	6.62	0.32	20.62	0.24	0.11	0.50	1.55	
Vermicast	Vermicast	10	3.94	0.64	6.17	0.47	0.38	0.91	0.26	
CMS_L	Liquid CMS	6.0	-	0.85	-	0.11	8.59	-	-	
CMS_G	Granular CMS	1.0	1.67	11.63	0.14	7.03	14.96	0.34	0.33	

Pot trial

The pot trial included three replicates of the twelve products, plus a control (un-amended soil). The products were applied at the rates shown in Table 2. Amendments were thoroughly mixed with the soil (1 L per pot), wetted to field capacity (FMC) and kept at 25°C for eight weeks. Water was added weekly to restore moisture status to FMC.

After eight weeks, soils from individual pots were analysed for pH (CaCl₂), exchangeable Al+H, extractable K, Ca, Na, and Mg using the Ambic method, Troug-P, resin-P, extractable Si (0.01 M CaCl₂ extraction), ammonium-N, nitrate-N and three-day CO₂ flush. Soil acid saturation was calculated as:

$$\text{Acid Sat \%} = \frac{(\text{Al} + \text{H})}{(\text{Al} + \text{H}) + \text{Ca} + \text{Mg} + \text{K} + \text{Na}} * 100$$

Experiment results were subjected to analysis of variance (Genstat version 18). Least significance differences (LSD) are reported at the 5% level.

Results and Discussion

Soil pH, acid saturation, Ca, Mg and Si

The liming agents, dolomitic lime and Calmasil, as expected, significantly increased soil pH (Table 3). The soil treated with Calmasil had the highest pH, which may be explained by the superior liming capacity of Si sources compared to other liming materials (Matichenkov *et al.*, 2001). Calmasil (Table 2) contains silicate minerals whose dissolution results in the consumption of H⁺ ions and thus an increased pH (Haynes, 2001; Titshall, 2007). Dolomitic lime also resulted in a significant increase in pH, with this being in accord with results from field studies (Nixon *et al.*, 2003). Although quarry dust and Langfos had high total Si content, their liming capacity was minimal. This is probably due to the low solubility of the silicate minerals present in these products.

The organic products had variable effects on soil pH. Both chicken litter and CMS_G significantly decreased pH, due probably to nitrification of the ammoniacal N in these products. SMS, flyash, filterpress and CMS_L all resulted in small though significant increases in pH.

Table 3. The effects of inorganic and organic products on soil pH.
Application rates are listed in Table 2.

Inorganic products	pH (CaCl₂)	Organic products	pH (CaCl₂)
Control	4.49	CL	4.26
Lime	6.30	SMS	4.59
Gypsum	4.54	Flyash	4.73
Calmasil	7.71	Filterpress	4.83
Langfos	4.42	Vermicast	4.50
Q Dust	4.61	CMS_L	4.67
		CMS_G	3.94
LSD _{0.05}	0.05		0.05

Acid saturation was significantly decreased by most of the inorganic products but was not affected by the application of Langfos (Figure 1A). The presence of Ca, Mg, carbonates, sulphates, phosphates and silicates in the products would all be expected to contribute to reductions in acid saturation. The high content of Ca and Mg in liming agents (Table 2) elevated exchangeable Ca and Mg in soils (Figures 2 and 3) which will in turn reduce acid saturation (Nixon *et al.*, 2003). The carbonates, sulphates, phosphates, and silicates can complex Al^{3+} which will reduce the concentration of exchangeable Al^{3+} (Haynes, 2001; Matichenkov *et al.*, 2001; Dee *et al.*, 2002). Calmasil had the greatest effect on acid saturation followed by lime and then gypsum. These products have different modes of action. Calmasil acts through the combined effect of Ca, Mg, carbonates and silicates while mode of action of lime is through its high Ca, Mg and carbonates content. The mode of action for gypsum is through high Ca and sulphate content.

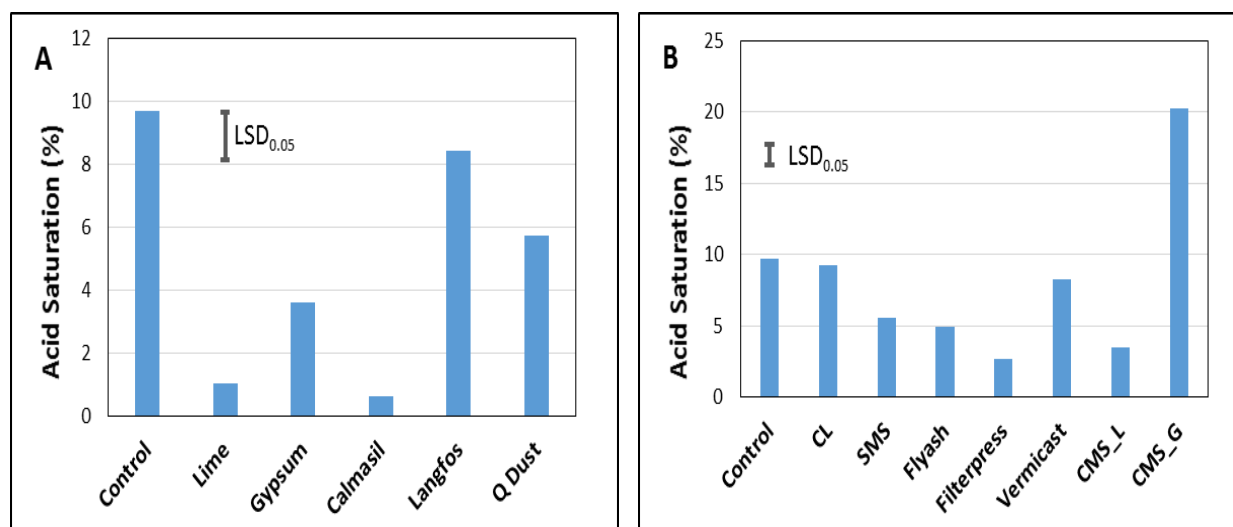


Figure 1. The effects of inorganic (A) and organic products (B) on soil acid saturation. Application rates are listed in Table 2.

Acid saturation was decreased by the application of SMS, flyash, filterpress, and CMS-L, but increased with the application of CMS_G (Figure 2B). Organic products are reported to detoxify soluble and exchangeable Al^{3+} (Haynes and Mokolobate, 2001; Judge, 2001). This occurs through the complexation of Al^{3+} by soluble organic molecules such as organic acids and humic substances which are produced during the decomposition of the organic products (Haynes and Mokolobate, 2001). Flyash has also been found to reduce acid saturation through the precipitation of Al^{3+} as hydroxyl-Al species (Dee *et al.*, 2002; Ndoro, 2008). The high K content of CMS_L could contribute to a reduction in acid saturation through a resultant higher total cation content in the soil.

The increase in acid saturation with the application of CMS_G was, as noted earlier, probably due to nitrification of ammoniacal N in the product. Nitrification of ammonium to nitrate produces acidity, which increases the solubility of Al^{3+} (Haynes and Mokolobate, 2001). Acidification of the soils due to nitrification could also counteract the liming effect of CL which would account for CL having no effect on acid saturation. The elevated exchangeable acidity in soils treated with CL and CMS_G (data not shown) supports the contention of an increase in Al^{3+} solubility.

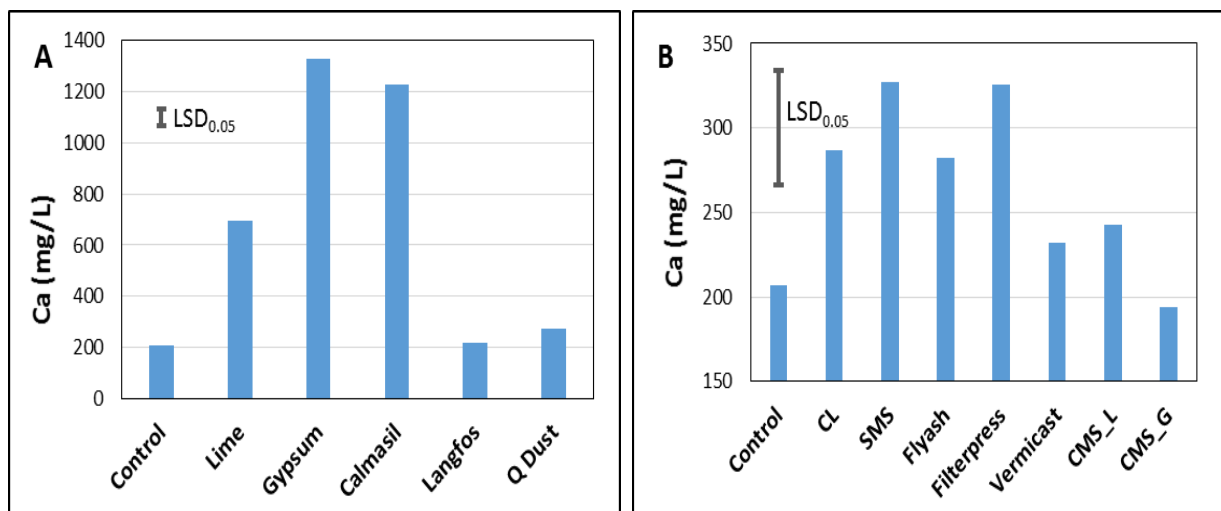


Figure 2. The effects of inorganic (A) and organic products (B) on extractable calcium (Ca). Application rates are listed in Table 2.

The effects of the products on soil Ca, Mg and Si levels are shown in Figures 2, 3 and 4. Release of these elements would be closely related to the composition and solubilities of the various products. Thus, although lime had a higher total Ca content than gypsum, the higher solubility of gypsum (Sumner, 2012) resulted in higher exchangeable Ca levels in the soil (Figure 2A). Similarly, the application of Calmasil resulted in higher concentrations of extractable Si compared to Langfos and quarry dust, which have higher Si content. Amongst the organic products, only flyash resulted in a significant increase in extractable Si.

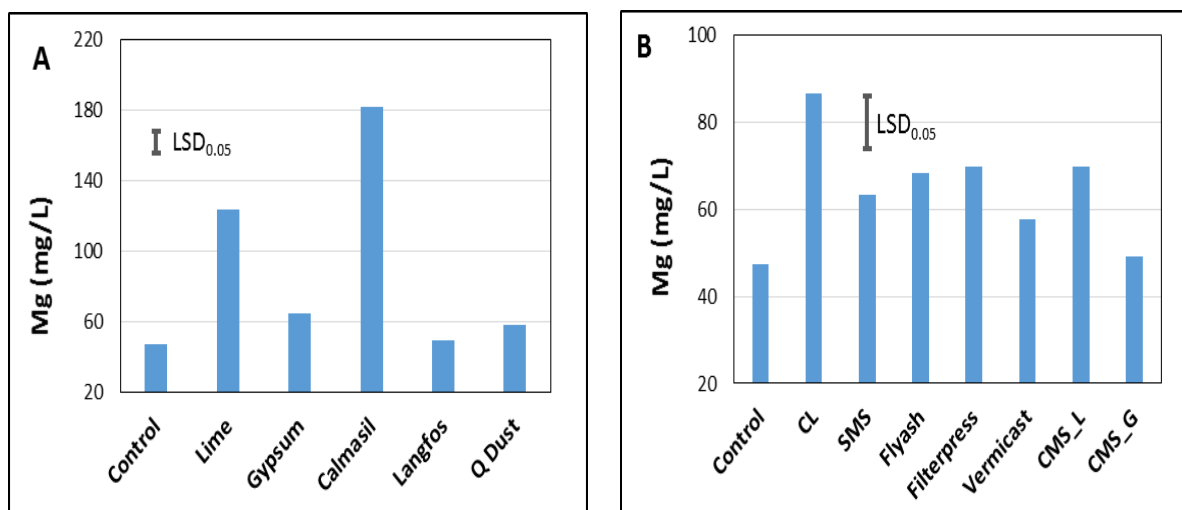


Figure 3. The effects of inorganic (A) and organic products (B) on extractable magnesium (Mg). Application rates are listed in Table 2.

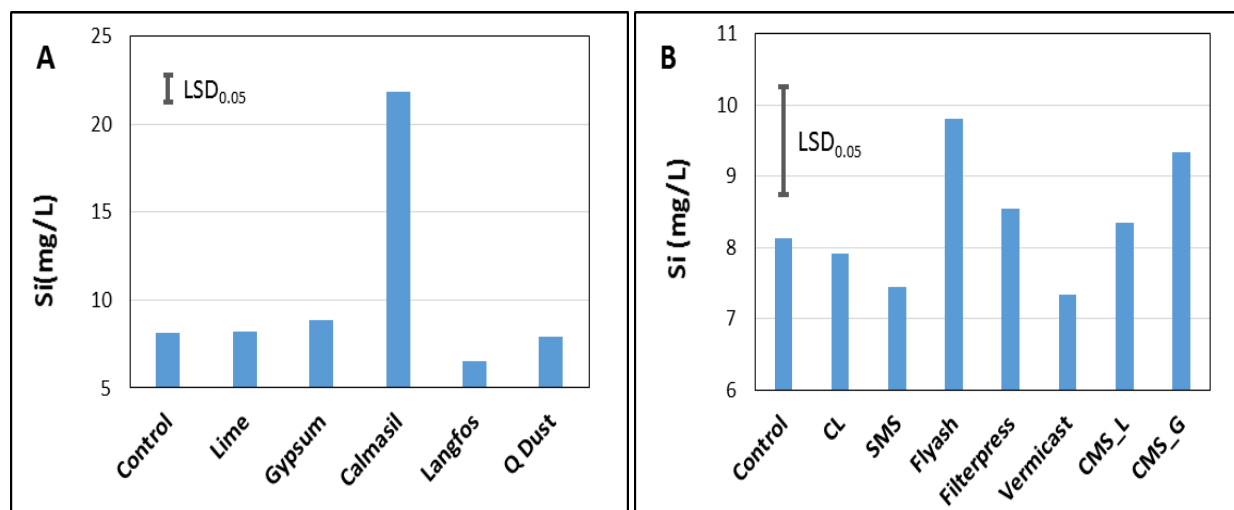


Figure 4. The effects of inorganic (A) and organic products (B) on extractable silicon (Si). Application rates are listed in Table 2.

Macronutrients

Ammonium-N was not affected by the inorganic products while nitrate-N increased significantly with the application of lime and Calmasil (Figure 5A). These products, because of their high pH, facilitate decomposition of organic matter and enhance mineralization of nitrogen (Otto and van Zyl, 2001). The high nitrate levels indicate that the ammonium released in the mineralization process had evidently already undergone nitrification by the end of the eight-week incubation.

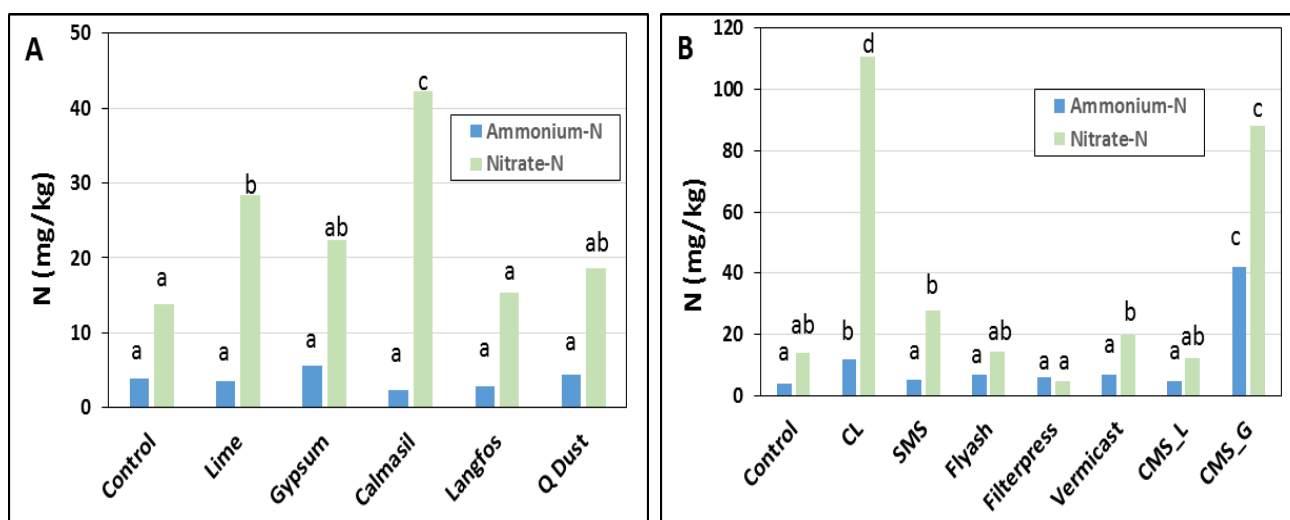


Figure 5. The effects of inorganic (A) and organic products (B) on extractable ammonium-N and nitrate-N. Ammonium-N or nitrate-N means associated with the same letter are not significantly different ($P \leq 0.05$). Application rates are listed in Table 2.

Most of the organic products had no effect on mineral-N concentration except for CL and CMS_G which significantly increased both ammonium-N and nitrate-N (Figure 5B). Both CL and CMS_G had high N content (Table 2) which may explain the increase in mineral-N with the application of these products. The significantly greater release of N from CL relative to

SMS is noteworthy, given that the latter product tends to be viewed by growers as being equivalent to CL in terms of its nutrient-supplying power.

Results for Trough-P were higher than those extracted with resin-P for all products (Figure 6). The acidic Trough-P extractant (0.02 N H₂SO₄) dissolves sparingly soluble Ca-phosphates resulting in higher P test values, while resin extraction provides more reliable estimates of available P (Miles *et al.*, 2013). Consequently, Trough-P significantly increased with the application of inorganic products containing Ca-phosphates, while resin-P remained unaffected (Figure 6A). Although lime and Calmasil had low P contents (Table 2) Trough-P was elevated. These two products increased both pH and Ca content which can enable residual Al and Fe-phosphates to convert to Ca-phosphates which are then solubilised by the acidic Trough test (Lindsay, 1979).

Calmasil was the only inorganic product that increased resin-P, possibly due to Si in the product enhancing the availability of P. Higher solubility of Si-bearing minerals in Calmasil (as discussed above) can promote release of P from soil colloids and/or block P fixation sites, resulting in increasing concentrations of available P (Sanchez, 1976; Ma *et al.*, 2001; Matichenkov and Bocharnikova, 2001).

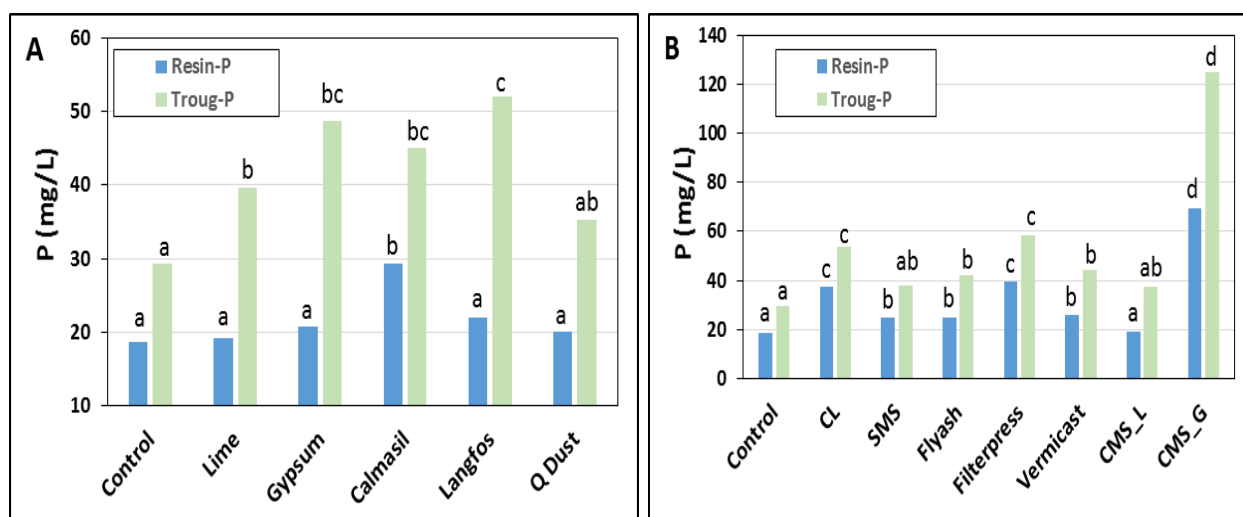


Figure 6. The effects of inorganic (A) and organic products (B) on Trough and resin extractable phosphorus (P). Trough or resin P means associated with the same letter are not significantly different ($P \leq 0.05$). Application rates are listed in Table 2.

Most organic products, on the other hand, significantly increased both Trough and resin-P (Figure 6B). Values obtained by subtracting resin P from Trough-P were not significantly different between control and soils treated with organic products, with the exception of soil treated with CMS_G (data not shown). This suggests that the application of organic products increased the available P and not the less soluble P (which would be solubilised by the Trough test). Organic products are known to increase P availability (Haynes and Mokolobate, 2001; Miles and van Antwerpen, 2015). The increase in available P is caused by the blockage of P adsorption sites by humic substances and organic acids, complexation and precipitation of soluble Al by humic substances and organic acids, and by an increase in soil pH (Haynes and Mokolobate, 2001). The high value of Trough minus resin-P in CMS_G treated soil is probably due to the presence of less soluble phosphates in the product.

Potassium levels were unaffected by inorganic products but increased with the application of CL, SMS, flyash, filterpress and CMS_L (Figure 7). The effects of the products on K is influenced by the levels of K present and the solubility of K-bearing minerals in the products. Somewhat surprisingly, CMS_G, which had 15% K, did not affect extractable K levels in the soil; indications are that the K in this product was therefore insoluble.

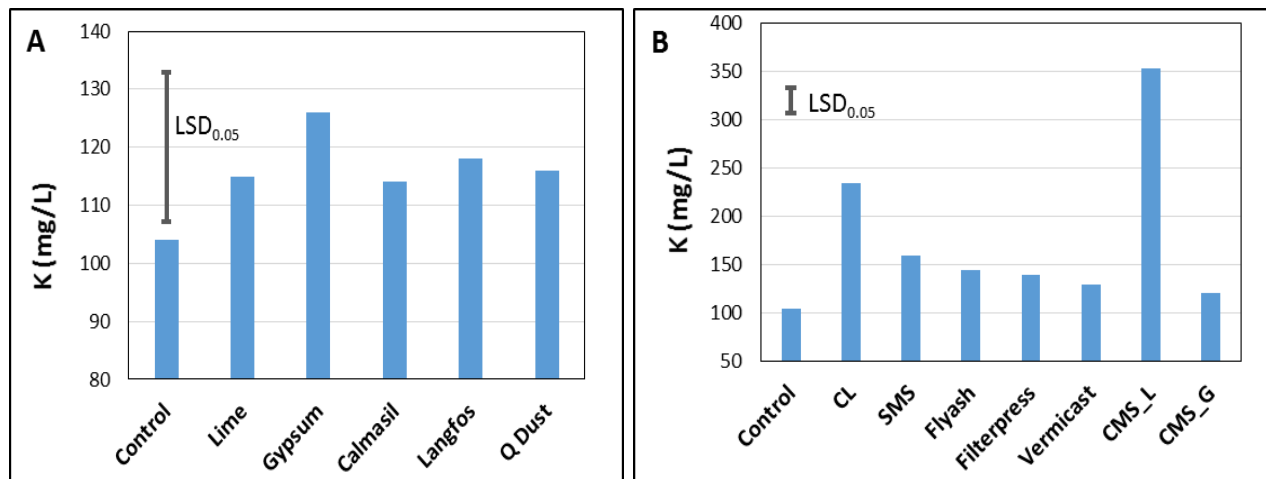


Figure 7. The effects of inorganic (A) and organic products (B) on extractable potassium (K). Application rates are listed in Table 2.

Carbon dioxide

Short term (3-day) CO₂ release, a sensitive indicator of biological activity (van Antwerpen *et al.*, 2003), increased significantly with the application of the lime, Calmasil, filterpress, CL and flyash (Figure 8). Biological activity in soils is affected by organic carbon, soil pH, and the supply of macronutrients such as Ca, Mg, K and P (Dee *et al.*, 2002). The increase in CO₂ release with the application of lime and Calmasil is, therefore, due to pH increases along with supplies of Ca and Mg. Filterpress, CL and flyash on the other hand, increased CO₂ release apparently through the additions of organic carbon, Ca, Mg and P. Filterpress also had the highest release of CO₂ compared to other organic products, which is in agreement with a field study where filterpress had the greatest improvement on soil biological properties (van Antwerpen *et al.*, 2003).

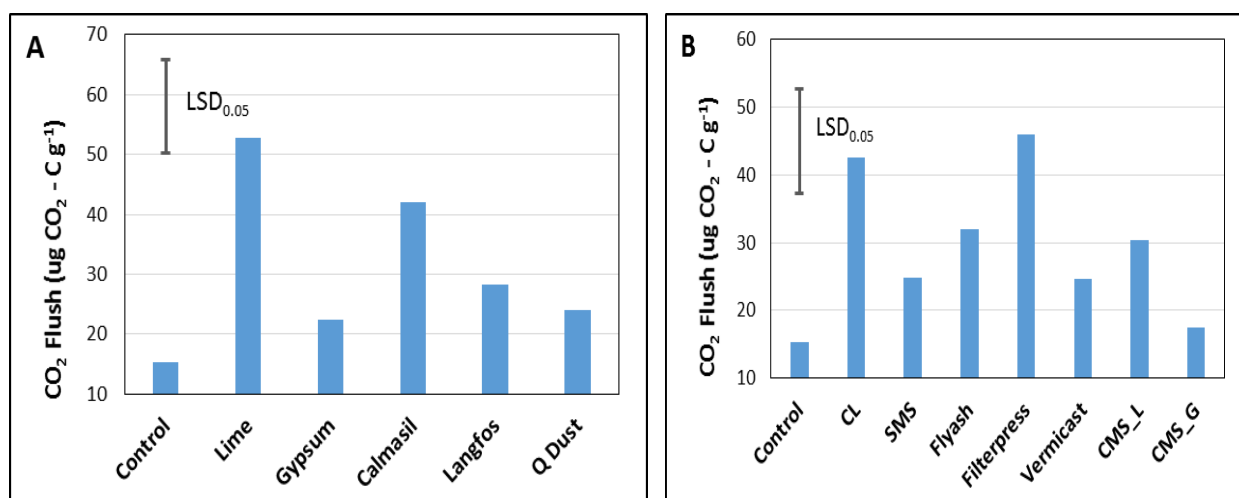


Figure 8. The effects of inorganic (A) and organic products (B) on carbon dioxide (CO₂) release. Application rates are listed in Table 2.

Summary of effects

The effects of various products on soil chemical and biological properties are summarised in Table 4. Amongst the inorganic products, lime and Calmasil had the most widespread effects on soil properties, while Langfos and quarry dust were the least effective. Chicken litter, flyash, and SMS were the most effective of the organic products while vermicast, CMS_L, and CMS_G were the least effective. Of interest is that, of all the products tested, only Calmasil and flyash improved Si availability.

Table 4: Summarised effects of various products on soil chemical and biological properties. The effects were summarised as positive (+), negative (-) and no effect (NE).

Product	Parameter									
	pH	Acid Sat	Ca	Mg	Si	N	Troug P	Resin P	K	CO ₂ release
Lime	+	+	+	+	NE	+	+	NE	NE	+
Gypsum	NE	+	+	+	NE	+	+	NE	NE	NE
Calmasil	+	+	+	+	+	+	+	+	NE	+
Langfos	NE	NE	NE	NE	NE	NE	+	NE	NE	NE
Q dust	+	+	NE	NE	NE	+	+	NE	NE	NE
CL	-	NE	+	+	NE	+	+	+	+	+
SMS	+	+	+	+	NE	+	+	+	+	NE
Flyash	+	+	+	+	+	NE	+	+	+	+
Filterpress	+	+	+	+	NE	-	+	+	+	+
Vermicast	NE	NE	NE	NE	NE	+	+	+	+	NE
CMS_L	+	+	NE	+	NE	NE	+	NE	+	+
CMS_G	-	-	NE	NE	NE	+	+	+	NE	NE

Conclusions

The effect on soil properties of the different products was investigated and was found to vary widely between products. The impact of a product is influenced by the product's composition and solubility; importantly, as reflected in the data for Langfos and quarry dust, it is clearly not possible to predict the impact of particular products on soil properties on the basis of their total elemental composition. In the case of organic products, the findings of this study underline the significant differences between products in terms of their nutrient supplying capacities and impacts on soil health; growers need to be wary of the often extravagant claims made in promoting particular products.

It is concluded that short-term incubation studies of this kind provide a useful alternative to more costly field trials for characterising the efficacies and modes of actions of various soil ameliorants.

Acknowledgements

The authors thank David Wilkinson, Joe Nkala, Brendon Small and Adrean Naude for sourcing products for use in this study and Gayshree Naidoo for mineral-N and biological analyses.

REFERENCES

- Dee BM, Haynes RJ and Meyer JH (2002). Sugar mill wastes can be important soil amendments. *Proc S Afr Sug Technol Ass* 76: 51-60.
- Haynes RJ (2001). Improving nutrient use efficiency as a tool for the management of acid soils. pp 72-95 In: Farina M, de Villiers M, Barnard R and Walters M (Eds.) *Integrated management and use of acid soils for sustainable production: Proceedings of the 5th international plant-soil interactions at low pH symposium*, Alpine Heath Resort and Conference Village, KwaZulu-Natal, South Africa. 12-16 March, 2001. National Department of Agriculture, South Africa.
- Haynes RG and Mokolobate MS (2001). Amelioration of Al toxicity and P deficiency in acid soils by additions of organic residues: A critical review of the phenomenon and the mechanisms involved. *Nutr Cycling Agroecosystems* 59: 47-63.
- Judge A (2001). The effects of surface-applied poultry manure on top-and subsoil acidity and selected soil fertility characteristics. MSc (Agric) Thesis, University of KwaZulu-Natal, South Africa.
- Lindsay WL (1979). Chemical equilibria in soils. The Blackburn Press, Caldwell, NJ, pp181-182.
- Ma JF, Miyake Y and Takahashi E (2001). Silicon as a beneficial element for crop plants. pp 17-35 In: Datnoff LE, Snyder GH and Korndorfer GH (Eds) *Silicon in Agriculture*. Elsevier Science, The Netherlands.
- Matichenkov VV and Bochamikova EA (2001). The relationship between silicon and soil physical and chemical properties. pp 209-219 In: Datnoff LE, Snyder GH and Korndorfer GH (Eds) *Silicon in Agriculture*. Elsevier Science, The Netherlands.
- Matichenkov VV, Bochamikova EA, Calvert DV and Snyder GH (2001). The theory and practice of silicon fertilization on acid soils. p 98 In: Farina M, de Villiers M, Barnard R and Walters M (Eds.) *Integrated management and use of acid soils for sustainable production: Proceedings of the 5th international plant-soil interactions at low pH symposium*, Alpine Heath Resort and Conference Village, KwaZulu-Natal, South Africa. 12-16 March, 2001. National Department of Agriculture, South Africa.
- Miles N and van Antwerpen R (2015). Phosphorus management in the sugar industry: using soil tests to minimise environmental impacts. *Proc S Afr Sug Technol Ass* 88: 433-436.
- Miles N, Elephant D and Mathadeen P (2013). Prediction of phosphorus availability and fixation in soils of the Southern African sugar industry. *Proc S Afr Sug Technol Ass* 86: 145-148.
- Ndoro E (2008). A laboratory and glasshouse investigation on the effect of liming with fly ash and processed stainless steel slag on two contrasting South African soils. MSc Thesis, University of KwaZulu-Natal, South Africa.
- Nixon DJ, Meyer JH, McArthur D and Schumann AW (2003). The impact of lime and gypsum on sugarcane yields and soil acidity in the South African Sugar Industry. *Proc S Afr Sug Technol Ass* 77: 284-292.
- Otto WM and van Zyl HJJ (2001). Nitrogen mineralization in four acid South African soils differing in clay content. p 102 In: Farina M, de Villiers M, Barnard R and Walters M (Eds.) *Integrated management and use of acid soils for sustainable production: Proceedings of the 5th international plant-soil interactions at low pH symposium*, Alpine Heath Resort and Conference Village, KwaZulu-Natal, South Africa. 12-16 March, 2001. National Department of Agriculture, South Africa.
- Sanchez P (1976). Properties and management of soils in the tropics. John Wiley and Sons, New York, p 278.
- Sumner ME (2012). Review of Brazilian research on subsoil acidity. *Proc S Afr Sug Technol Ass* 85: 67-79.
- Titshall LW (2007). Revegetation and phytoremediation of tailings from a lead/zinc mine and land disposal of two manganese-rich wastes. PhD Thesis, University of KwaZulu-Natal, South Africa.
- van Antwerpen R, Haynes RJ, Meyer JH and Hlanze D (2003). Assessing organic amendments used by sugarcane growers for improving soil chemical and biological properties. *Proc S Afr Sug Technol Ass* 77: 293-304.